

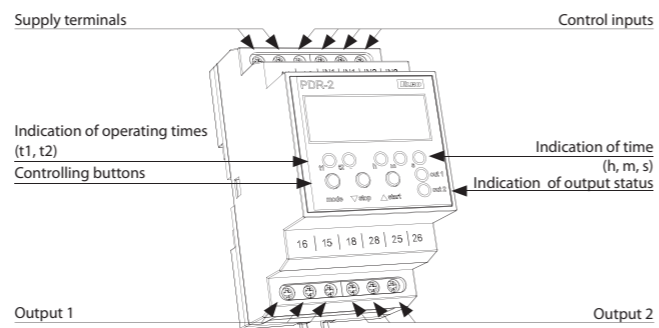


EAN code
 PDR-2A /230 V: 859403033037
 PDR-2A /UNI: 859403033044
 PDR-2B /230 V: 859403033051
 PDR-2B /UNI: 859403033068

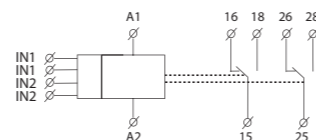
Technical parameters	PDR-2/A	PDR-2/B
Function:	16	10
Supply terminals:	A1 - A2	
Voltage range:	AC/DC 12 - 240 V (AC 50 - 60 Hz)	
Burden:	AC 0.5 - 2.5 VA / DC 0.4 - 2.5 W	
Voltage range:	AC 230 V / 50 - 60 Hz	
Consumption (apparent/loss):	AC max. 16 VA / 2.5 W	
Supply voltage tolerance:	-15 %; +10 %	
Time ranges:	0.01 s - 100 h	
Repeat accuracy:	0.2 % - set value stability	
Temperature coefficient:	0.01 % / °C, at = 20 °C (0.01 % / °F, at = 68 °F)	
Output		
Number of contacts:	2x changeover/ SPDT (AgNi / Silver Alloy)	
Current rating:	16 A / AC1	
Breaking capacity:	4000 VA / AC1, 384 W / DC	
Inrush current:	30 A / < 3 s	
Switching voltage:	250 V AC1 / 24 V DC	
Output indication:	red LED	
Mechanical life:	3x10 ⁷	
Electrical strength (AC1):	0.7x10 ⁵	
Control		
Control input Burden:	AC 0.01 - 0.25 VA (UNI), AC 0.25 VA (AC 230 V)	
Glow lamps:	No	
Control. impulse length:	min. 1 ms / max. unlimited	
Reset time:	max. 200 ms	
Display - colour:	red	
Number and height of digits:	4 positions with separating colon, height 10 mm (0.39")	
Luminance:	2200 - 3800 ucd	
Light wavelength:	635 nm	
Brightness setting:	range 20 - 100 % in 10 steps adjustable	
Memory - memory locations:	30 (PDR-2/A) / 20 (PDR-2/B) for times ranges + service function	
Data stored for:	min. 10 years	
Other information		
Operating temperature:	-20 °C to +55 °C (-4 °F to 131 °F)	
Storage temperature:	-30 °C to +70 °C (-22 °F to 158 °F)	
Electrical strength:	4 kV (supply - output)	
Operating position:	any	
Mounting:	DIN rail EN 60715	
Protection degree:	IP40 from front panel / IP20 terminals	
Overvoltage category:	III.	
Pollution degree:	2	
Max. cable size (mm ²):	solid wire max. 1x 2.5 or 2x 1.5 / with sleeve max. 1x 1.5 (AWG 12)	
Dimensions:	90 x 52 x 65 mm (3.5" x 2" x 2.6")	
Weight:	(UNI) - 143 g (5 oz.), (230) - 134 g (4.7 oz.)	
Standards:	EN 61812-1, EN 61010-1	

- Multifunction programmable digital relay with 4 digit red LED display.
- Control and setting are done by 3 buttons, user-friendly menu, absolute accuracy in timer setting, time countdown on a display, galvanically separated START and STOP control inputs with UNI supply.
- Thanks to its complexity, it is possible to program also more demanding time functions by using 2 independent times.
- 2 independent times, with combination of 2 inputs and 2 outputs.
- PDR-2/A: 16 functions, choice of functions of the other relay, 30 memory places for most frequently used times.
- PDR-2/B: 10 functions, 1 output of 10 functions can be assigned to each relay = 2 relays in one device.
- 2 independent times in range: 0.01 s - 100 hrs.
- Supply voltage AC/DC 12 - 240 V or AC 230 V.
- 3-MODULE, DIN rail mounting.

Description



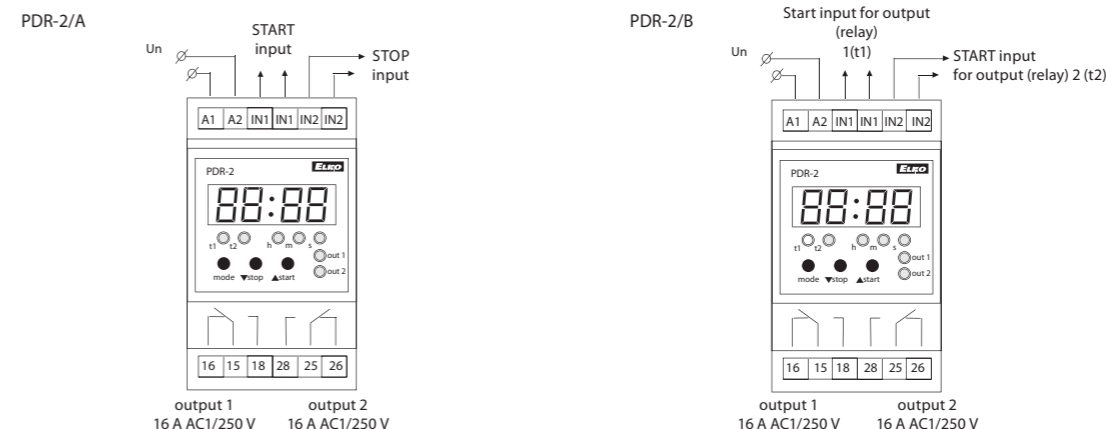
Symbol



Time data

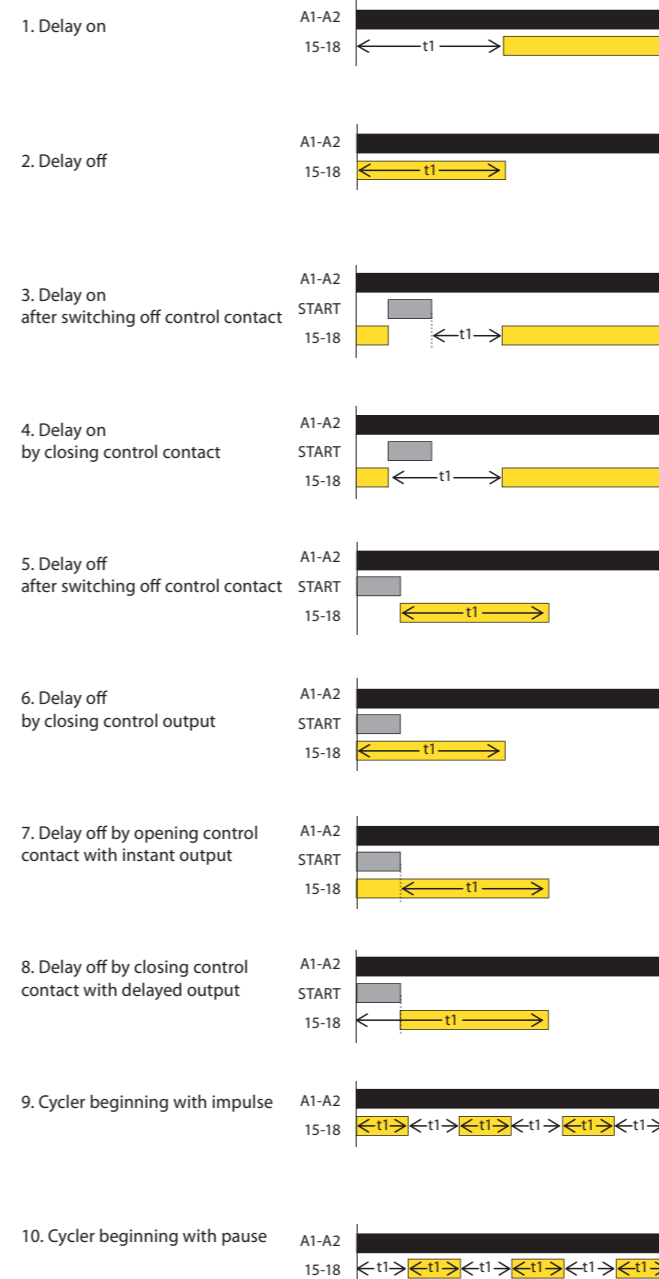
Time range:	0.01 s - 99 h 59 min 59 sec 99 ss
Minimal time step:	0.01 s
Time deviation:	0.01 % of set value
Setting error:	0 %
Setting, reset accuracy:	100 %
Digital places:	selected via program

Connection

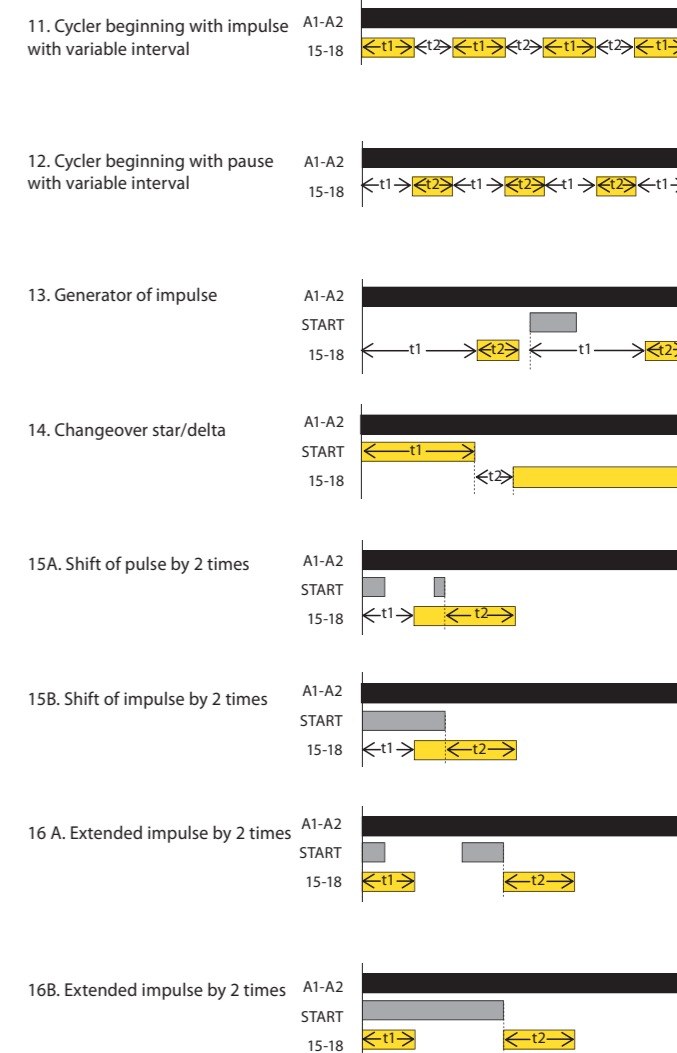


Function

Functions for PDR-2/A and PDR-2/B



Functions for PDR-2/A



Recommendation:
 PDR-2/B is replacing by 2 simple time relays = 2 in one.